

A Strong Start – Top 8 Tips & Tools

Starting a new semester can be challenging and overwhelming.

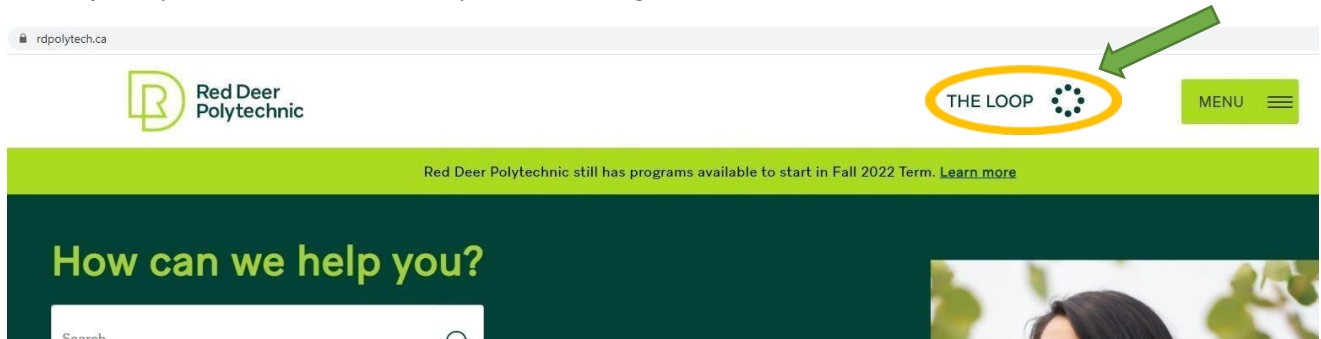
These eight strategies are designed to help get your semester off on the right foot. This course can be done at any time as it is never too late to learn some strategies to turn your semester around.

The Blackboard site you will access is titled **A Strong Start - Top 8 Tips and Tools**.

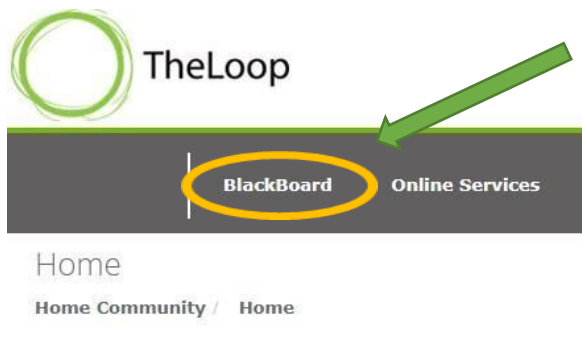
Please follow the instructions below in order to enrol in and access the site. Once you have access you are welcome to explore the resources that are available.

Self-Enrolment Instructions

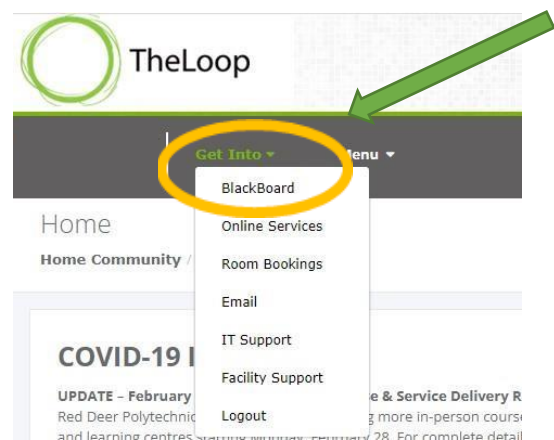
STEP 1) Use your RDP user name and password to log into the LOOP from the RDP website.



STEP 2) Click on the BlackBoard tab directly, **OR** use the 'Get Into' dropdown menu to find BlackBoard.



OR



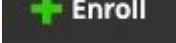
STEP 3) Click on the hyperlink:

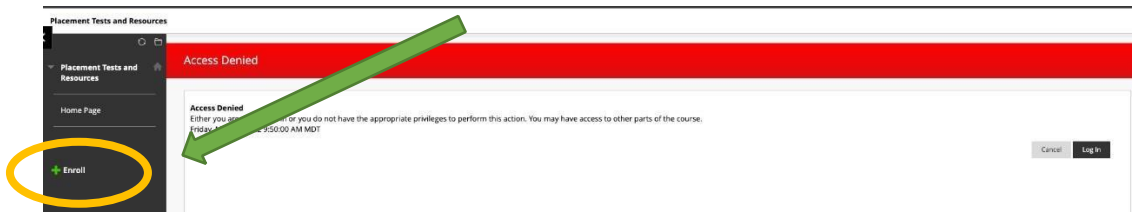
https://rdpolytech.blackboard.com/ultra/organizations/46817_1/cl/outline or copy and paste the URL

into your browser.

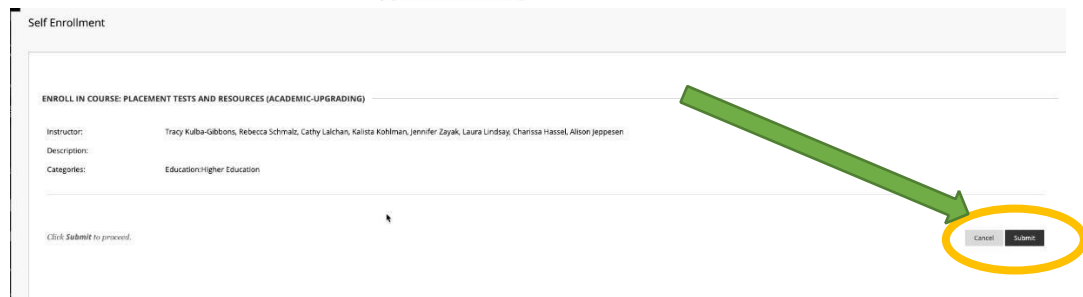
STEP 4) Select  as shown:




STEP 5) Click on the  button found in the menu on the far left side of your screen.



STEP 6) Click on the submit button  found in the lower right corner of the screen.



STEP 7) Success – You are in! You can now click on the OK button  found in the lower right corner of the screen and proceed to the site.

Self Enrollment

Success: phar-01 enrolled in Placement Tests and Resources (Academic-Upgrading). Select **OK** to continue to the course.
Friday, May 20, 2022 9:50:58 AM MDT

